

# OWC 2412

<b>Cooling Capacity</b>	BTU/Hr. @ 80°F Air Temperature 85°F Entering Water Temperature	23,950
<b>Dimensions</b>	Width (Inches) Depth (Inches) Height (Inches) Weight (Pounds) Shipping Weight	24 13 38 160 180
<b>Electrical Characteristics</b>	Power Supply (Volts) Power Consumption (Kilowatts) Current Consumption (Amperes) Fuse Size (Amperes) NEMA Plug Configuration Min-max Voltage Power Cord Gauge Power Cord Length (Feet)	208/230/60/1 Phase 2.0 Cooling 8.6 Cooling 20 6-20P 195-250 Volt 14AWG (3 Core) 10
<b>Compressor Characteristics</b>	Compressor Type R 22 charge (Ounces) Operating Conditions: Min-max °F	Hermetic Rotary 24 55°-105°F, 50% RH
<b>Fan Characteristics</b>	<b>Evaporator:</b> Fan Type 6 Speed Air Flow (CFM) High/Low Max. External Static Pressure (Inches Of Water Gauge)	Centrifugal 810/680 0.25
<b>Condenser Water Flow</b>	Automatic Water Regulating Valve Inlet Water Temp. 85°F–95°F Exit Inlet Water Temp. 75°F–95°F Exit Inlet Water Temp. 65°F–95°F Exit Inlet Water Temp. 55°F–95°F Exit	Yes 6.00 GPM 3.50 GPM 2.34 GPM 1.74 GPM
<b>Miscellaneous Features</b>	Thermostat Built-in Condensate Pump with 20Ft. Lift Check Valve with Safety Switch High-Pressure Switch Water Connections (supply and return) Hose Kits Available 10'–25'–40' Optional Heat Pump Unit Available Optional Tower Application Unit Available Sound Level (Db) High/Low	Yes Yes Yes Yes 3/8 inch MF Yes No Yes 62/60

# OWC 2412

**Power Supply** 208/230 volts 60 hertz 1 phase 8.6 amperes


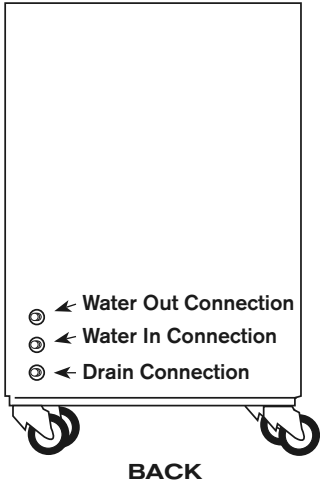
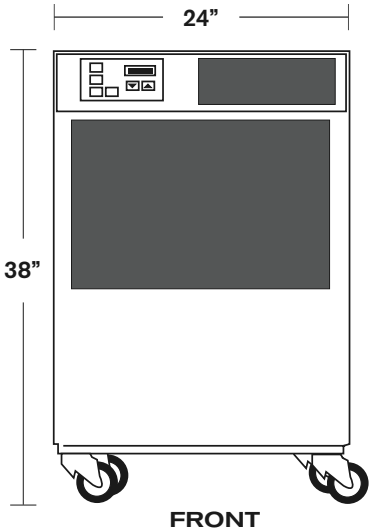
**Width** 24 inches

**Depth** 13 inches

**Height** 38 inches

**Weight** (net/shipping) lbs 160/180

All models are backed by a 12-month warranty with 60 months for the compressor.



Spot Coolers