

25T 460/3

Cooling Capacity	Btu/hr. @ 80° Drybulb and 67° Wetbulb Entering Air Temperature.	299,000
Heating Capacity	Btu/hr.	Optional
Dimensions	Width (Inches) Length (Inches) Height (Inches) Weight (Pounds)	91 204 77 6,000
Electrical Characteristics	Power Supply (Volts) Power Consumption (Kilowatts) Current Consumption (Amperes) Service Required (Amperes) Min-max Voltage Power Cord: Gauge Power Cord Length (Feet)	460/3 Phase 45 Cooling 69 100 440-480 2 110
Evaporator Fan	<i>Evaporator:</i> Fan Type Air Flow (CFM) Max. External Static Pressure (Inches Of Water Gauge) Supply/Return Flanges Flange Diameter (Inches) Maximum Length of Ducting (Feet)	Centrifugal 9,400 1.25 4/4 14 600
Compressor	Compressor Type R22 Charge (Pounds) Operating Range	Scroll (2) 35.5 60°F - 105°F
Miscellaneous	Remote Thermostat Compressor Overload Relay Fan Motor Protection Anti-freeze Thermostat High-Pressure Switch Compressor Short-cycle Protection Accommodates Condensate pump Humidity Removed @60% RH (Gallons per Hour) Low Pressure Switch Phase Protection Low Ambient Operation	Yes Yes Yes N/A Yes Yes Yes 10 Automatic Phase Monitor Fan Cycling

25T 460/3

Power Supply 460 volts 60 hertz 3 phase 100 amperes

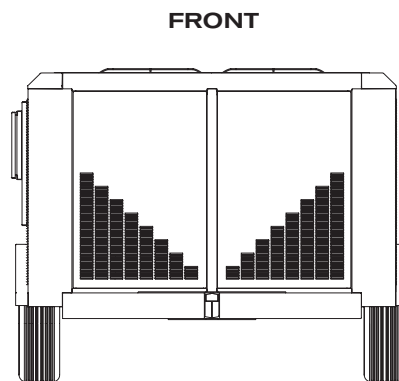
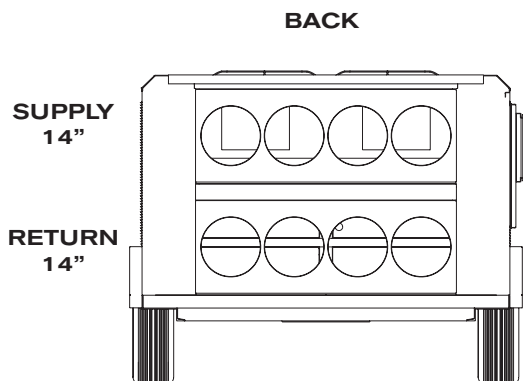
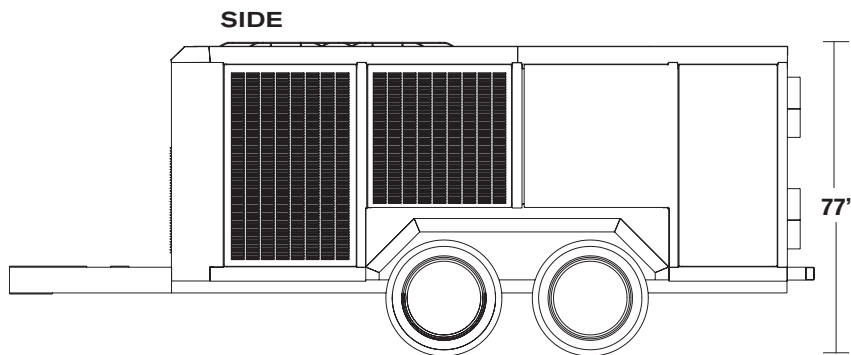
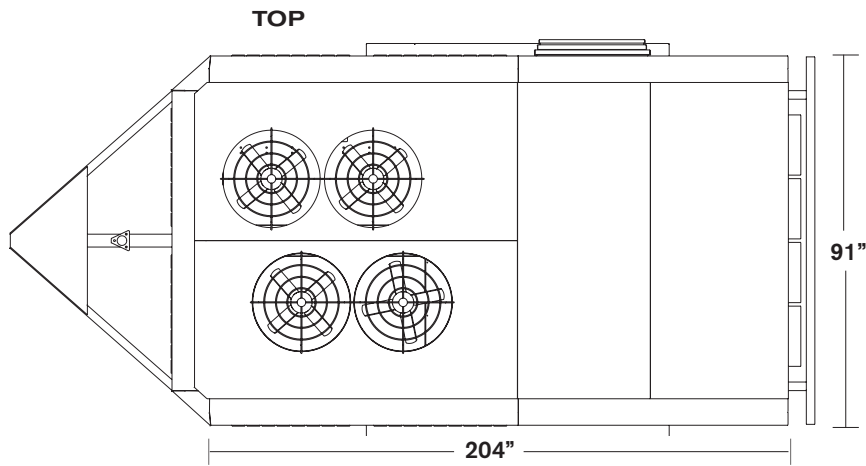
Width 91 inches

Length 204 inches

Height 77 inches

Weight 6,000 lbs.

All models are backed by a 12-month parts warranty.



800.367.8675 • www.spot-coolers.com

Copyright © 2008 Spot Coolers, Inc. All rights reserved.

Spot Coolers